



Release Notes ESM – Build Strategy Maps

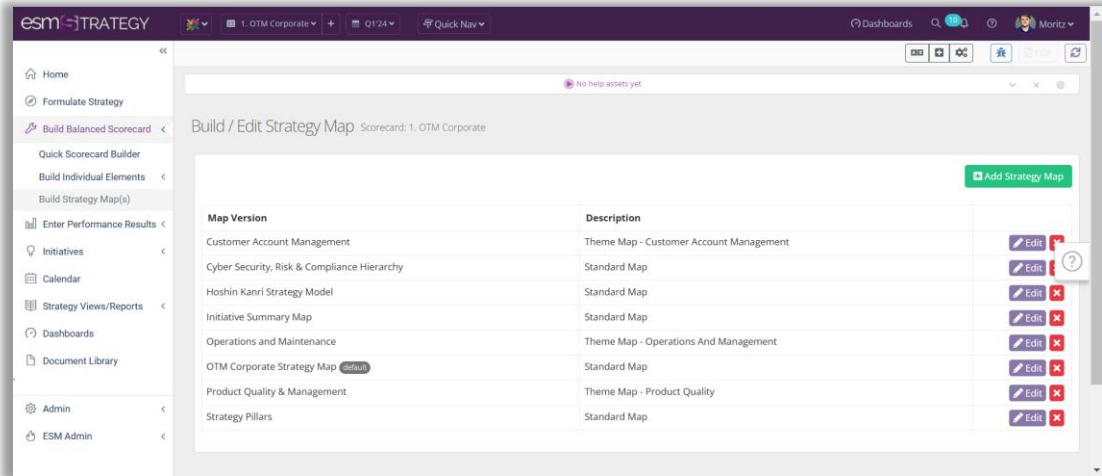
We're excited to announce a new upgrade to ESM! With this release, building and customizing Strategy Maps is smoother, faster, and more engaging than ever before. Strategy Maps have become essential tools for aligning organizational goals and visualizing the path to achieve them. They provide a clear, unified picture of how objectives interconnect across Strategy, Compliance, Risk, and Operational areas, enhancing alignment and communication. With ESM's new drag-and-drop interface, you now have powerful tools to create these crucial visualizations with ease, ensuring that everyone in your organization can see and contribute to your shared vision.

Strategy Map – Release Overview

The core functionality improvements are included to overhaul the process of creating strategy maps.

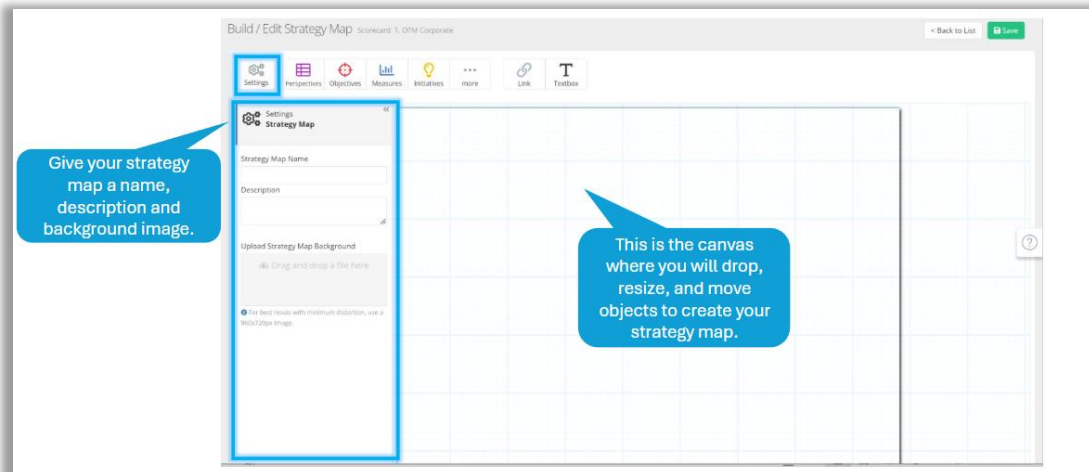
1. Seamless Creation and Editing of Strategy Maps

Jump right into building and editing maps by navigating to *Build Balanced Scorecard > Build Strategy Map(s)*. Whether you're starting fresh or enhancing an existing map, our upgraded interface guides you through each step for a smooth experience.



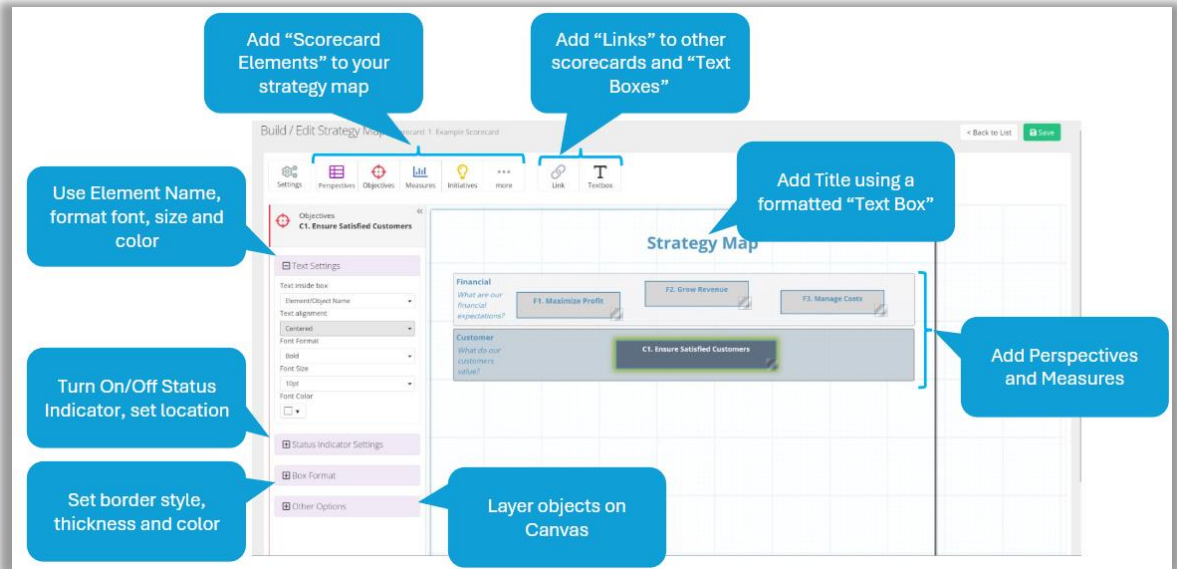
2. Enhanced Customization with Background Images and Scorecard Elements

Bring your strategy to life by adding background images and effortlessly incorporating elements from your scorecard. With our drag-and-drop functionality, you can fine-tune your Strategy Map's layout to match your vision precisely.



3. Expanded Features for a Tailored Experience

New linking capabilities allow seamless navigation to other views in ESM, keeping everything interconnected. Plus, the option to add custom text boxes provides the flexibility to label, explain, and highlight key elements within your Strategy Map.



4. A Fully Interactive Strategy Visualization

Your Strategy Map can now serve as a dynamic, interactive hub for visualizing critical aspects of your Strategy, Compliance, Risk, and Operational Performance. Tailor it to meet your unique needs and engage your team in your organization’s strategic vision like never before!

Build interactive Strategy, Compliance, Risk & Operations Maps (Examples)

The collage displays four examples of interactive maps:

- Strategy**: A colorful map showing various strategic initiatives and goals.
- Compliance**: A map featuring NIST 800-171 and CSF Scorecards, detailing security and compliance requirements.
- Risk**: A heatmap-style map showing risk levels across different categories.
- Operations**: A circular map titled 'DIGITAL TRANSFORMATION STRATEGY' showing operational performance metrics.

The ESM logo, 'The Strategy Execution Company', is located in the bottom right corner.

Feel free to reach out to your ESM account manager if you have any questions. We hope you like the changes.

Thanks!